

INVESTMENT OBJECTIVE

Aims to create long term appreciation of capital through investment in a diversified portfolio of securities which meets Islamic investment principles.

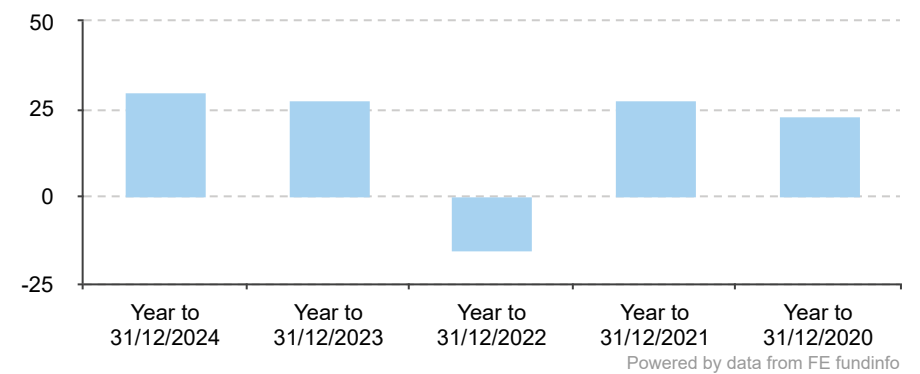
WHO IS THIS FUND FOR?

This fund is available for members of the Smart Pension Master Trust.
This factsheet has been produced to provide you with fund information and is not designed to provide advice on the suitability of an investment for your personal financial situation. It should be read in conjunction with your pension scheme particulars. It is not an offer to buy or sell any investment or shares, if you have any questions regarding its contents, please speak to the Trustee or your Financial Adviser.

PERFORMANCE TO QUARTER END (%)

	3 Months	YTD	1 Year	3 Years (p.a.)	5 Years (p.a.)
Fund	9.4	30.0	30.0	11.9	17.2

ANNUAL PERFORMANCE (%)



Fund

Year To	31/12/2024	31/12/2023	31/12/2022	31/12/2021	31/12/2020
Fund	30.0	27.5	-15.5	27.9	23.3

Performance is shown gross of all investment management fees which members of the scheme incur with the exception of the additional expenses incurred by the underlying fund which are included. (source: Mobius Life).
Past performance should not be seen as a guide to future performance and may not be repeated.
Performance is quoted using dealing valuations and may differ from fund manager statement values, which may use close of business valuations.
The fund is distinct from the underlying fund(s), with its own unit price and other fund specific details. However the fund is fully invested in the underlying fund(s). The unit price and performance of the fund will not exactly match those of the underlying fund(s).

FUND FACTS

Launch date	18 June 2018
Fund valuation	Daily
Fund currency	GBP
Fund provider	Mobius Life Limited
Underlying fund	HSBC CCF Islamic Global Equity Index

Fund charges

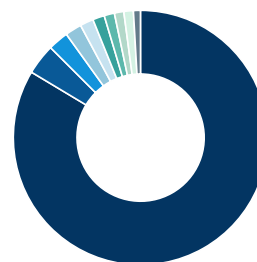
The underlying investment manager levies an Annual Management Charge (AMC) for managing the individual fund(s). There may also be additional expenses incurred in operating the fund, such as implicit transaction costs, which are paid by the fund(s). The total of the AMC and any additional costs make up the Ongoing Charges Figure (OCF) which represents the explicit cost for running the fund and is reflected daily in the unit price. The AMC and the other costs and expenses referred to above may vary over time depending on the underlying fund allocations and investments.

To find out about the charges you pay please sign into your Smart Pension account. Once signed in go to **Investments**, then scroll to the bottom of the page and click **Charges for investments**.

Factsheet Q4 2024

ASSET ALLOCATION (%)

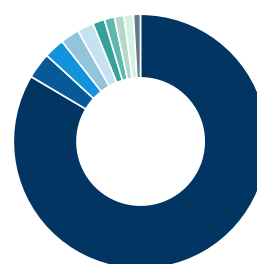
US Equities	83.6%
International Equities	3.9%
Japanese Equities	2.6%
UK Equities	2.1%
Other	1.7%
Chinese Equities	1.5%
Swiss Equities	1.3%
French Equities	1.2%
Taiwanese Equities	1.2%
Australian Equities	0.9%



Figures may not total to 100% due to rounding

GEOGRAPHIC SPLIT (%)

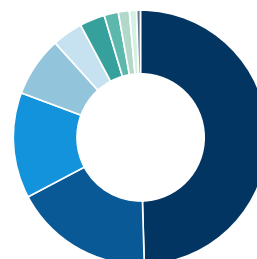
USA	83.6%
International	3.3%
Japan	2.6%
Other	2.4%
UK	2.1%
China	1.5%
Switzerland	1.3%
France	1.2%
Taiwan	1.2%
Australia	0.9%



Figures may not total to 100% due to rounding

SECTOR BREAKDOWN (%)

Technology	49.5%
Consumer Discretionary	17.7%
Health Care	13.4%
Industrials	7.6%
Consumer Staples	3.9%
Energy	3.2%
Basic Materials	1.8%
Telecommunications	1.4%
Other	0.9%
Financials	0.5%



Figures may not total to 100% due to rounding

TOP UNDERLYING FUND HOLDINGS

HOLDING	%
Apple Inc	8.6
NVIDIA Corp	8.2
Microsoft Corp	8.0
Amazon.com Inc	6.8
Alphabet Inc	6.6
Meta Platforms Inc	4.2
Tesla Inc	3.7
Broadcom Inc	3.6
Eli Lilly & Co	2.0
Visa Inc	1.8

● FUND RISK FACTORS

The stated aims of the fund are not guaranteed. The value of investments and any income from them may fall as well as rise and investors may not get back the original amount invested. If the fund invests in overseas markets, changes in currency exchange rates may cause the value of investments to fall or rise. Investing in emerging markets involves a high degree of risk and should be seen as long term in nature. Where a fund is invested with another life company by means of a reinsurance arrangement, the risk of default by the reinsurer is borne by policyholders who invest in the relevant fund.

● WHAT AFFECTS THE FUND PRICE

The fund is single priced and is set daily. All purchases and sales on a given day take place at this price. The fund price may be subject to adjustment on any given day to ensure it is investors trading who bear any transaction costs. This means on any given date, a member purchasing units in this fund will receive an identical unit price to a member who is selling units in the fund. The Fund price is influenced by a number of external factors, including but not limited to, performance of the active manager; changes in sterling foreign exchange rates; changes in interest rates and inflation; economic factors which may affect the stock market for this region; market view of the likelihood of bond issuers not meeting their financial obligations; political activity; and ability and ease of buying and selling properties at their market value.

In the event of a redemption suspension being invoked by a third party (the underlying investment), Mobius Life Limited reserves the right to delay cancellation of the units in the Fund for the same period as the underlying investment.

● IMPORTANT INFORMATION

Although the underlying investment management of this Fund is carried out by the manager(s) above, the Fund itself is provided by Mobius Life Limited ('Mobius Life'), a UK authorised insurer.

The fund is a ring-fenced portfolio of assets owned by Mobius Life. The Trustees of the Scheme have a life assurance policy with Mobius Life. The value of the life assurance policy is determined by reference to the value of the investments held within each fund. The Trustees have a legal and beneficial ownership of the life assurance policy and not the investments held within the fund. In the event of Mobius Life becoming insolvent, the Trustees are eligible to make a claim to the Financial Services Compensation Scheme for any losses up to 100% of the value of the policy, although it should be noted the compensation payment is not guaranteed.

Mobius Life Limited provides information on products and services to enable you to make your own investment decisions, and this document should not be regarded as a personalised recommendation. The information on this factsheet has been provided to help you understand more about the fund and should not be interpreted as a recommendation that the fund is suitable for you based upon your personal circumstances. The suitability of this fund for your individual circumstances and retirement plans will depend on a number of factors, including your wider financial position, your risk tolerance, how close you are to retirement and how you intend to take your pension benefits in retirement.

The Trustee of the Scheme has selected the investment manager(s), based on advice from their professional advisors. The Trustees and their professional advisors regularly reviews the manager(s) and this may result in changes to the investment manager. Asset allocations and choice of asset managers may change without notification.

Specialist investment data provider, Financial Express, provide the data in this factsheet. Mobius Life takes care to ensure the data provided about the funds is accurate, however discrepancies may occasionally occur. Mobius Life accepts no liability for losses incurred from actions taken based on such discrepancies, for example, but not limited to, an investor making investment decisions based on information in the factsheet.

● FURTHER INFORMATION

For further guidance on the investment options available, please contact the Scheme administrator or Trustees of your pension scheme or seek independent financial advice.

Further information on pensions and investments can be found at: <https://www.moneyhelper.org.uk>